



FIGURE AND GROUND

This is the Oakland Athletics stadium in Oakland, California. In this picture the ground in this picture is the baseball diamond. The figure is the grass around that. And the even bigger figure is the audience watching it. So in this picture there looks to be more than one figure and ground comparison. It represents how the field alone is a figure and the background of the stands completes it.



CONTINUITY

This is a picture of the bay bridge near Oakland, California. This picture shows continuity because the bridge continues to go further down in the picture. The picture causes the viewer to continue to look through the picture because obviously the bridge is very long. This is something you see often in Oakland.



PROXIMITY

Here is a picture of two protesters. A typical day in downtown Oakland. The way the camera man took the pic makes it look proximate. The two men look close to each other but one is clear behind or ahead the other. What makes them look like a group is the way the angle is set. And what also makes them look like a group is that they both have the same color on. They might not even know each other but the way they're standing and the camera angle it looks like they are a group.



SIMILARITY

An everyday coffee shop in Oakland. This is a great place to go in Oakland to get coffee or something for the morning. The similarity in this is the two cups. They might not be the same flavor but they are the same cup size, and design. The way they make it, also is similar. This similarity shows that no matter what you order it will be made the same way.



EQUILIBRIUM

This is a picture of the streets of Oakland. This is also an everyday image in Oakland. The way this picture shows Equilibrium is because where the two lines are in the middle of the street and picture. The lines separate these streets and so the sides are distinguished. And with sides there has to be a middle and that is why this picture represents Equilibrium.



CLOSURE

The church is a major part of Oakland. It's where people come together for one cause in the house of God. This picture gives you a general idea of what it is but does not show the full picture of the church. Just by a glance you can tell what this picture is. But it does not deliver the full message. That is why I think this picture represents closure.



ISOMORPHIC CORRESPONDENCE


Now this is just typical police brutality. This is always happening in Oakland so that is why I put up this picture. This basically speaks for itself but the cops is obviously being rough with the lady. It is very unnecessary because she is just a woman who probably could not hurt a fly. But the cops just don't care and put her to the ground to handcuff her. Police brutality is alive and well but it is good to get in on camera and show what goes on everyday in Oakland California.



I use the small size squares and put them everywhere to represent joy.

JOYFUL



Joy represents movement and doing something unpredictable. The movement of the squares all around brings joy. And the way that there is small and big squares is unpredictable. This combination brings joyness to my face.




That same size square i use in all categories adds somber because the sqaures around it are huge. And it sits small by itself

SOMBER


Somber means dark or gloomy. This image is mostly dark and plain. The small square resembles loneliness between the two big squares. And by have the squares in the middle there is no movement at all.







NERVOUS


This image is structured and well put. But the small square is obviously noticeable. It's very well put together but because of that small square it creates nervousness because you want to change the size and positioning of that square.




METICULOUS

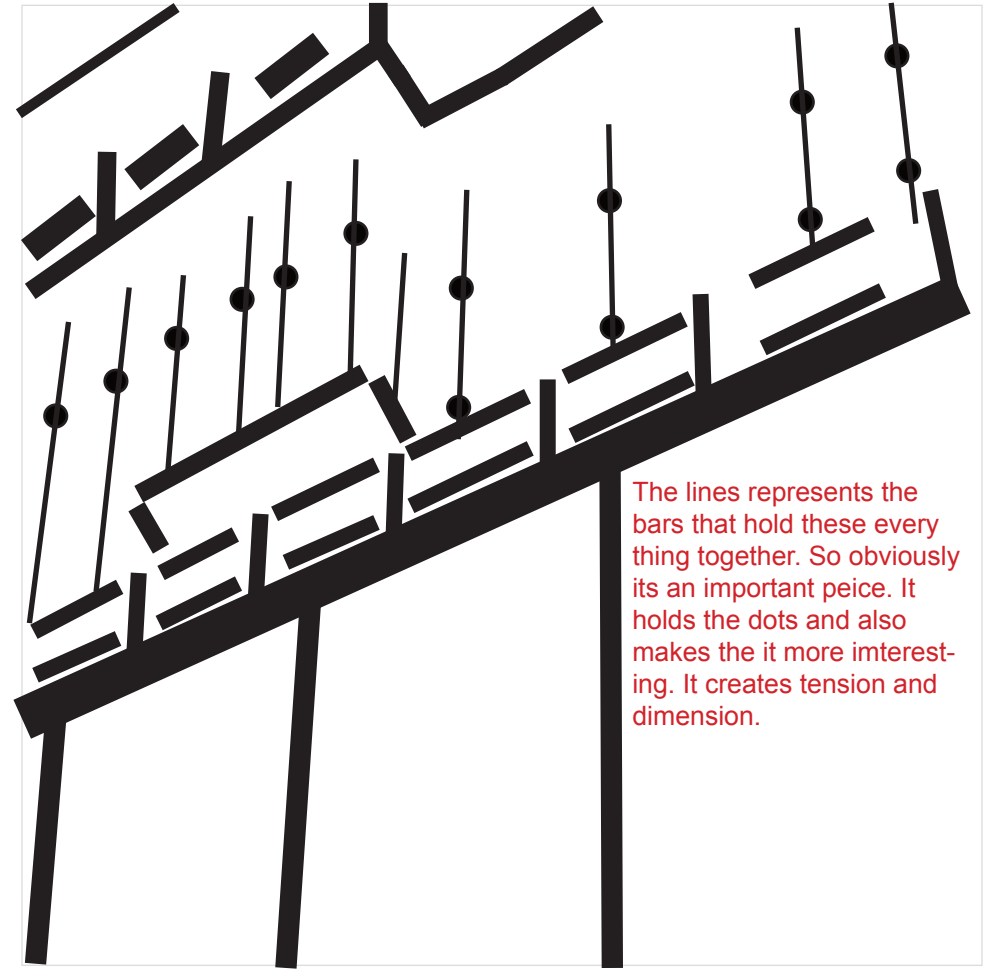
There is a pattern in this composition and each square is the same size. Each square is exactly the same length away from each other. All is proportionally put together and that what makes this Meticulous.





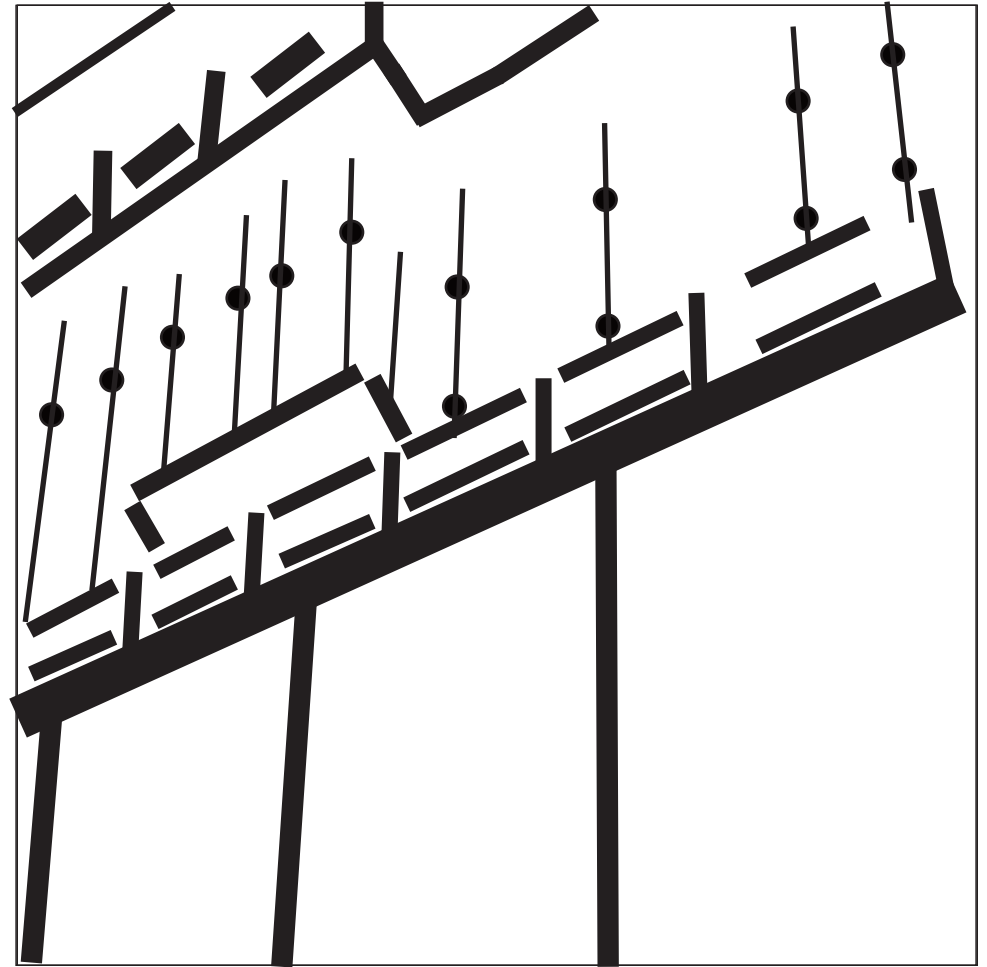


The dots are mixed on with the lines. There are screws on the picture that I replaced with dots. I tried to create dimension and levels just as it shows in the picture. I create levels with the planes and dimension with the lines. And to be abstract with the dots.




The lines represent the bars that hold everything together. So obviously it's an important piece. It holds the dots and also makes it more interesting. It creates tension and dimension.

The planes give much detail to the piece. They show the bars and ledge. This also creates dimension and it looks more realistic.





TRANQUIL



VOLATILE